

Edpuzzle New Features


Michelle Noon
School Success
michelle@edpuzzle.com



Link to links doc:
bit.ly/EDedpuzzle

What's New in Edpuzzle

1. [YouTube Partnership & Screen Recorder](#)
2. [Edpuzzle Originals – Standards- Aligned](#)
3. [Teacher Assist](#)
4. [Audio Questions](#)
5. [Playlists](#)
6. [Multiple Attempts](#)
7. [Student Projects](#)
8. [Live Mode](#)



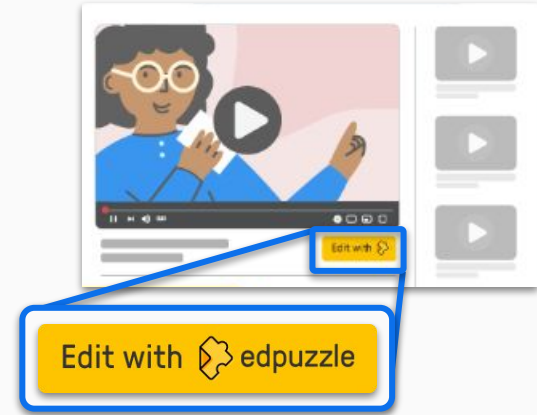
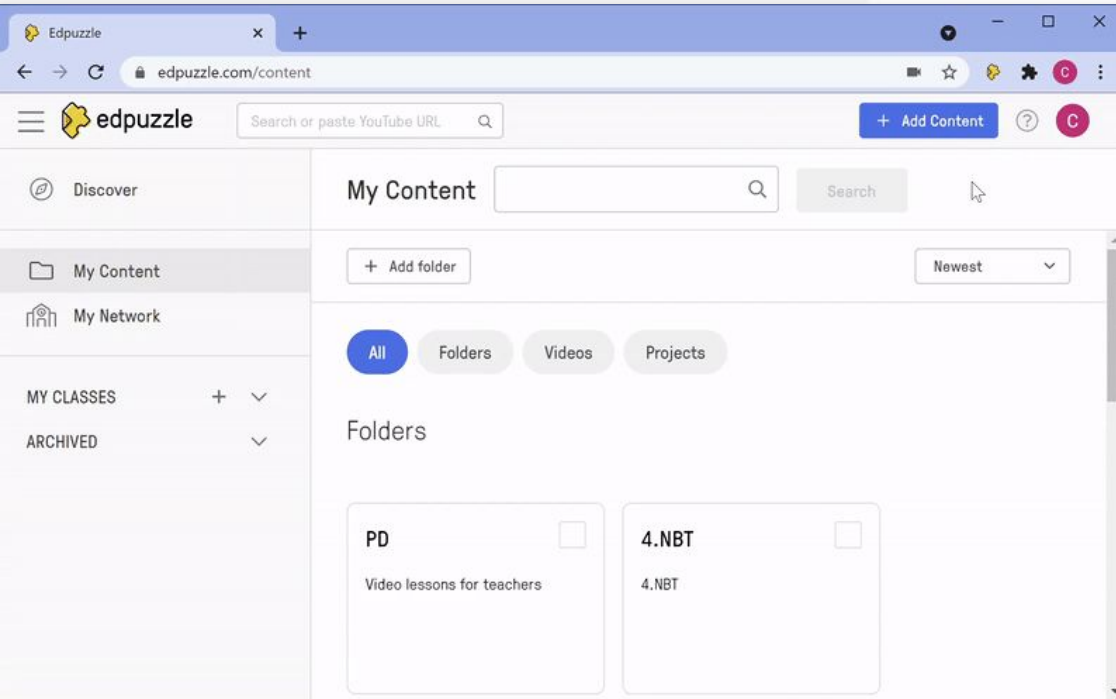


Update #1

Chrome Extension: YouTube
Partnership and Screen Recorder



Chrome Extension: Screen Recording & YouTube shortcut



With the Edpuzzle Screen Recording Extension, you can even edit your favorite YouTube videos within YouTube!




Edpuzzle Chrome Extension

Edpuzzle + YouTube Partnership

- YouTube videos shared within Edpuzzle will have **no ads**, **no cookies**, and absolutely **no distractions**!
- 100% compliant with **COPPA** and **FERPA**
- Be sure to grab the **Edpuzzle Chrome Extension**



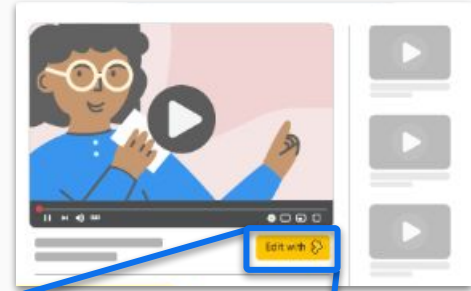
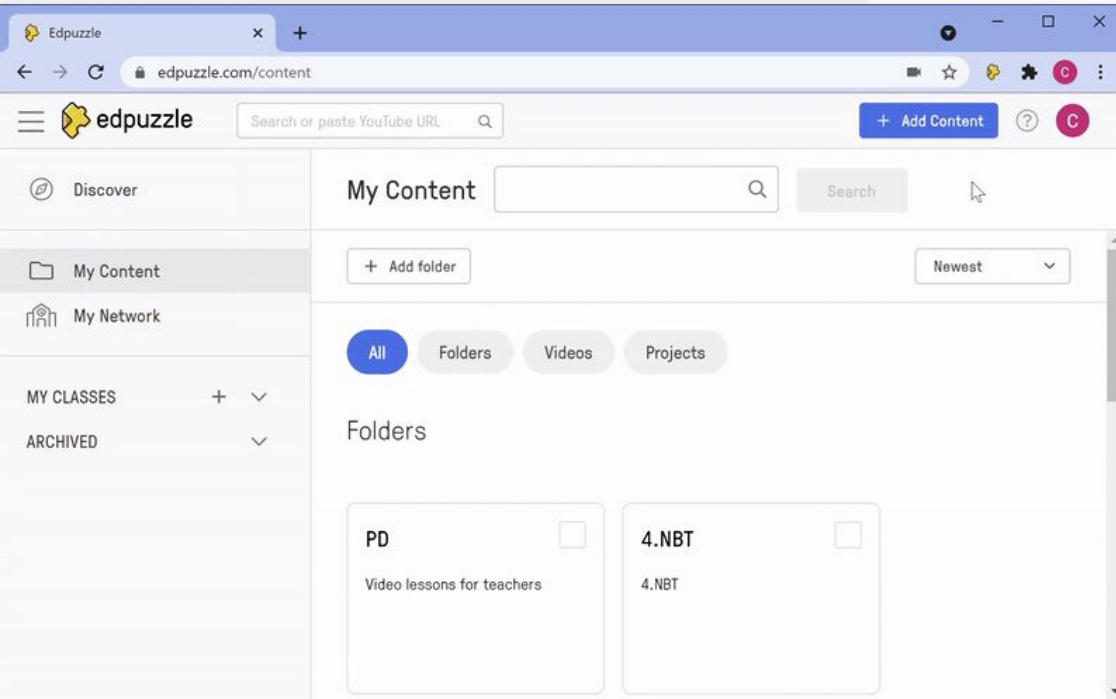
Edpuzzle Chrome Extension



Edit with  edpuzzle

With the Edpuzzle Screen Recording Extension, you can even edit your favorite YouTube videos within YouTube!

Chrome Extension: Screen Recording & YouTube shortcut



Edit with  edpuzzle

*With the Edpuzzle Screen Recording Extension, you
can even edit your favorite YouTube videos within
YouTube!*

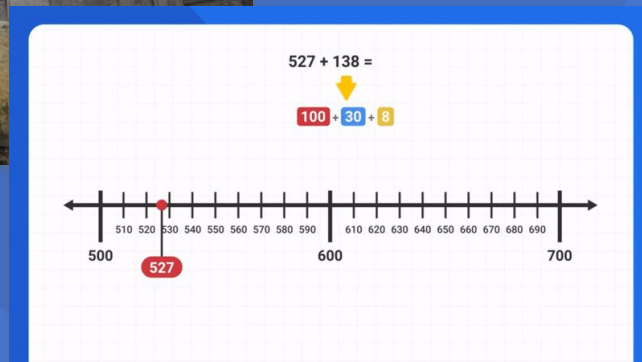



[Edpuzzle Chrome Extension](#)



Update #2

Edpuzzle Originals



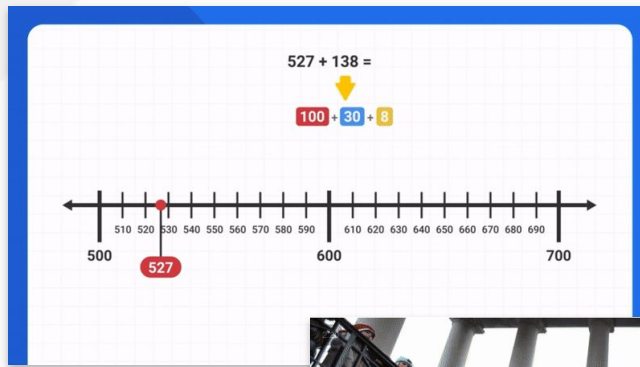



Edpuzzle Originals

Our library of high-quality video lessons created by our team of expert teachers!

- **Closed Captioning Added!**
- Standards-aligned
- Academically rigorous
- 5,000+ videos
- Ready to use!

*Let's check out the
landing page!*





Edpuzzle Originals



A library of high-quality video lessons that are created by our team of expert teachers!





★ Standards-aligned ★ Academically rigorous ★ 3,000+ videos, ready to use!

Go to your Edpuzzle Dashboard and click the [Edpuzzle Originals](#) tab to view the video library

View our Standard-aligned Edpuzzle Originals **Airtables**



OR

 [TEKS English Language Arts Airtable](#)
 [TEKS Math Airtable](#)
 [TEKS Science Airtable](#)
 [TEKS Social Studies Airtable](#)

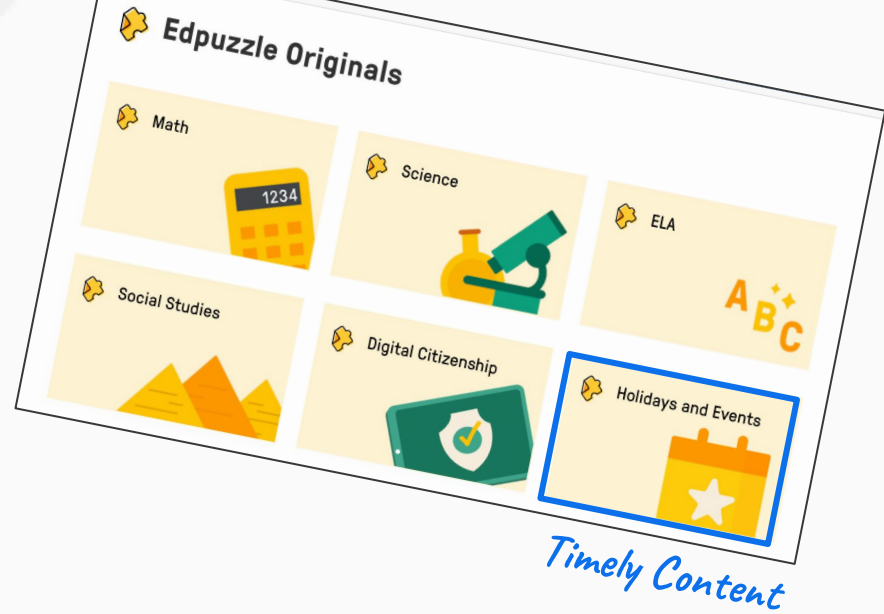
[Document – EO Translated Videos](#)

Edpuzzle Originals

Timely Content

- Need some content for holidays and events? We've got you covered!

[Timely Content Airtable](#)



Edpuzzle Originals

Digital Citizenship

- Digital Citizenship videos aligned to ISTE Standards (for ES, MS & HS)

[Digital Citizenship Curriculum](#)






Update #3

Teacher Assist



Now Available: Teacher Assist



Now Available: Teacher Assist

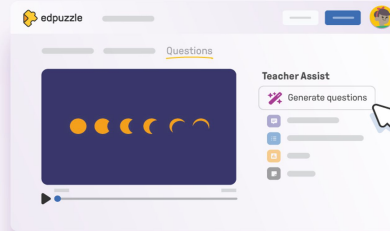
What is Teacher Assist?



- ✦ The next generation of support for Edpuzzle educators
- ✦ A suite of exclusive new time saving tools
- ✦ Make teaching with video even easier!

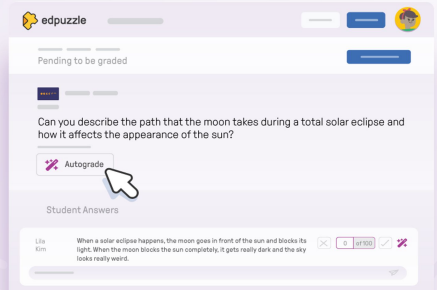
Generate questions

Ask Edpuzzle to create and embed questions in your video with just one click!



Autograde open-ended questions?

Make grading a snap! Add your ideal answer and Edpuzzle reviews student responses to suggest grades.



Note: Generate questions only works on videos **without** questions already embedded!





Update #4

Audio Questions

The screenshot displays the edpuzzle web application interface. At the top left is the edpuzzle logo. The main area is divided into a video player on the left and a question editor on the right. The video player shows a scene with four molecular models labeled Helium, Oxygen, Nitrogen, and Carbon dioxide. Below the video is a progress bar. The question editor on the right is titled 'Multiple-choice question' and contains the text 'What kind of gas do humans need to survive?'. It features a toolbar with icons for adding text, links, images, and audio. A hand cursor is pointing at the audio icon, and a blue arrow points to the audio icon in the first answer option. The interface includes 'Cancel' and 'Finish' buttons at the top right, and 'Cancel' and 'Save' buttons at the bottom right.

edpuzzle

Cancel Finish ?

Questions

Helium Oxygen Nitrogen Carbon dioxide

00:00 08:45

Multiple-choice question

What kind of gas do humans need to survive?

$f(x)$

✓

✗ $f(x)$

✓

✗ $f(x)$

+

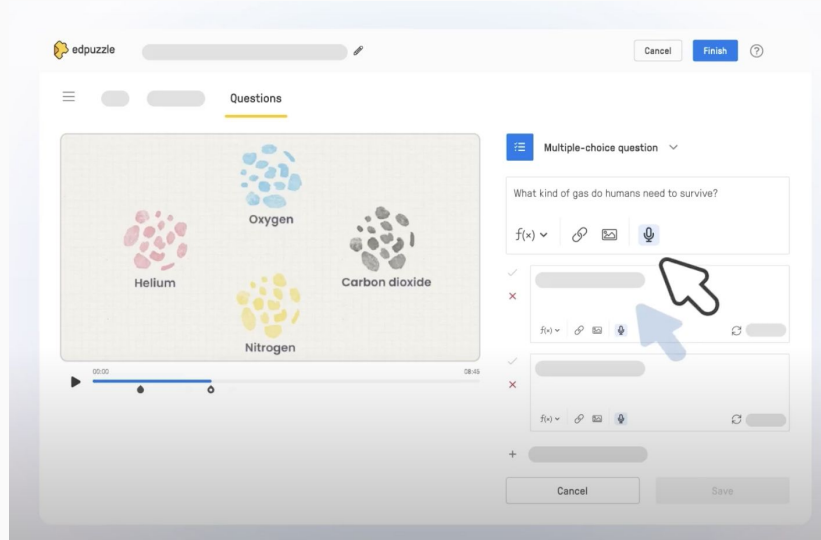
Cancel Save

Audio Questions

Give your students the option to **listen** to the question *and* answer choices

Use to:

- Allow students to **listen** to the questions as well as read them
- Have the written question in English, and the audio in the student's **first language** (or vice versa!)





Update #5

Playlists

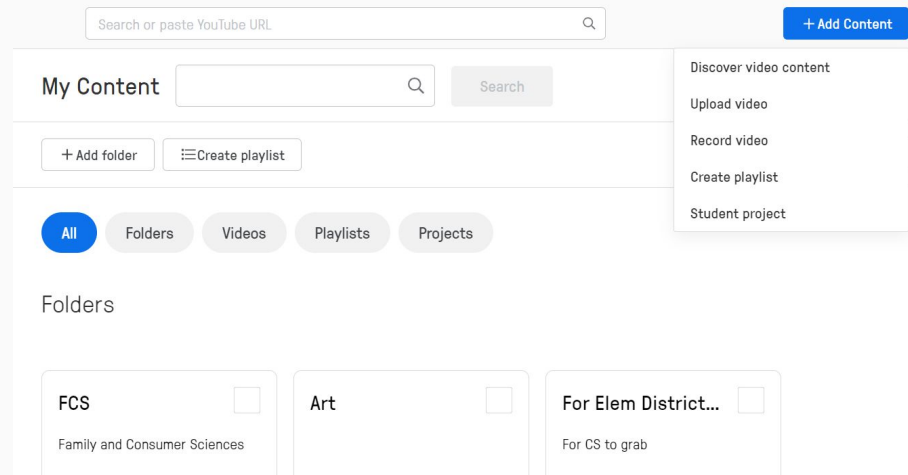
The screenshot shows the 'edpuzzle' web interface. At the top left is the edpuzzle logo. To its right is a search bar and a blue button labeled '+ Add content' with a help icon. Below the header, the page title is 'Playlist Overview'. On the right side of this section are links for 'Assign', 'Edit name', 'Share preview', and a 'Private' toggle. The main content area is divided into two columns. The left column features a large video player with a purple background and a play button. Below the player, the title 'Nouns' is displayed with an edit icon, followed by a progress bar and the text '5 videos • 15 min'. At the bottom left, a dark grey toast notification says 'Nouns playlist created' with a close button. The right column displays a list of five video items, numbered 1 to 5. Each item has a thumbnail, a play button, a duration of '5:30', and a 'CC' (Creative Commons) icon. To the right of each video are two horizontal progress bars and a three-dot menu icon.

Playlists

Curate and assign a group of videos.

Use to:

- Choose to set order or leave open.
- Grades for each video in the playlist will be averaged for one final grade.





Update #6

Multiple Attempts

Attempts

Choose how many times students can do the assignment. This feature is not currently available for mobile. [Learn more](#)

1



1

2

3

4

5

Unlimited

Multiple Attempts

Assign Edit Share preview Public

Start date
Today 12:00am

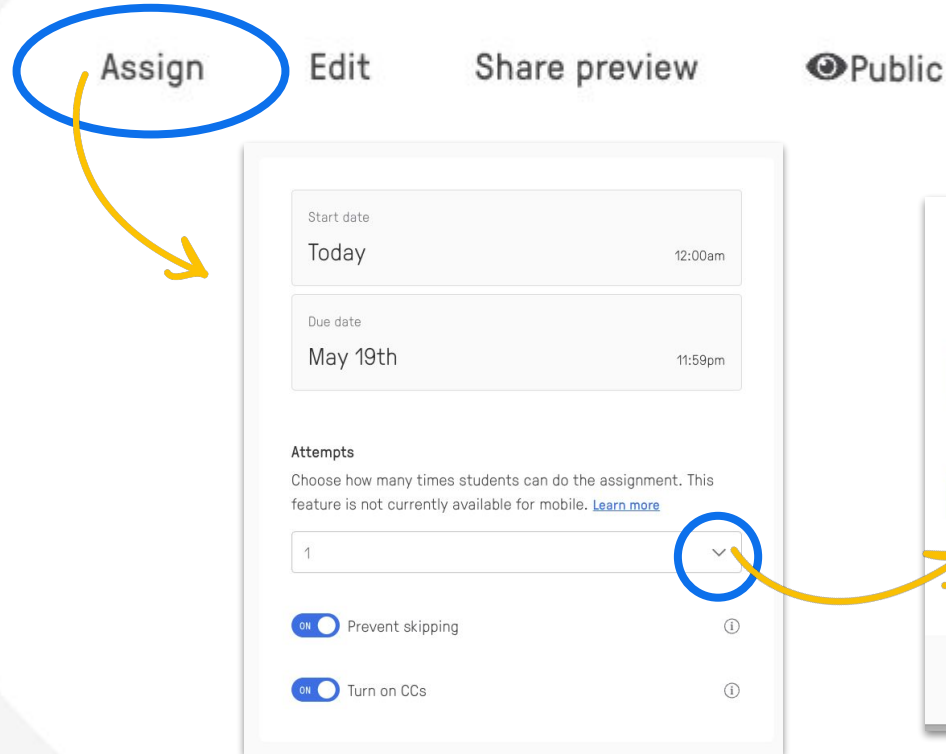
Due date
May 19th 11:59pm

Attempts
Choose how many times students can do the assignment. This feature is not currently available for mobile. [Learn more](#)

1

☒ Prevent skipping ⓘ

☒ Turn on CCs ⓘ



Attempts
Choose how many times students can do the assignment. This feature is not currently available for mobile. [Learn more](#)

1

1

2

3

4

5

Unlimited





Update #7

Student Projects



Student Projects

Edit Project

⚠ Any edits you make here will be applied to all the assigned classes. X

Title

Imperialism

Goal

🌐 Record your own video analyzing three causes of 19th century imperialism for one of the following countries: France, Great Britain, Germany, Italy, Portugal.

Instructions

📺 Make sure you research your three causes and describe them thoroughly.

✅ You should have one slide for each cause in your Google Slide presentation. Don't forget a title slide and a slide for Q&A at the end!

📽 Record your screencast using a the screen casting tool of your choice.

📤 Upload your screen recording to this project assignment once you're done.

Video Source

Allow students to either choose from existing content or record their own video for the project.

☒ Find YouTube video ⓘ

☒ Upload a video ⓘ

Cancel

Save project

Students can:

- Select and **upload a video!**
- Get creative with adding questions and notes
- Engage **higher-order thinking** skills

Teachers can:

- Create authentic learning experiences
- Feature student projects in a class library or assign them to a class

Ideas for Student Projects



Analyze a poem, including meter and rhyme

$$\begin{aligned} 8 + \frac{1}{2}(12) &= X \\ 8 + 6 &= X \\ 14 &= X \end{aligned}$$
An illustration of a hand holding a yellow pencil, pointing towards the math problem.

Demonstrate how to solve a math problem



Record an experiment, then explain the findings and conclusions



Students prepare and present their own TED talks



Student Projects

Resources for Student Projects:

- [Design Tips & Resources – Student Projects](#)
- [Example of Graphic Organizer](#)
- [Video showing Student View](#)
 - *(note: must be signed into Edpuzzle as a student to view)*





Update #8

Live Mode



★ Edpuzzle Live Mode ★


With Edpuzzle's Live Mode feature, you can project your video live in front of the whole class while students answer in real-time on their own devices!

- Use with any Edpuzzle assignment
- You show the video and control the pace
- Students respond to questions on their own devices
- Students can still access the assignment independently afterwards

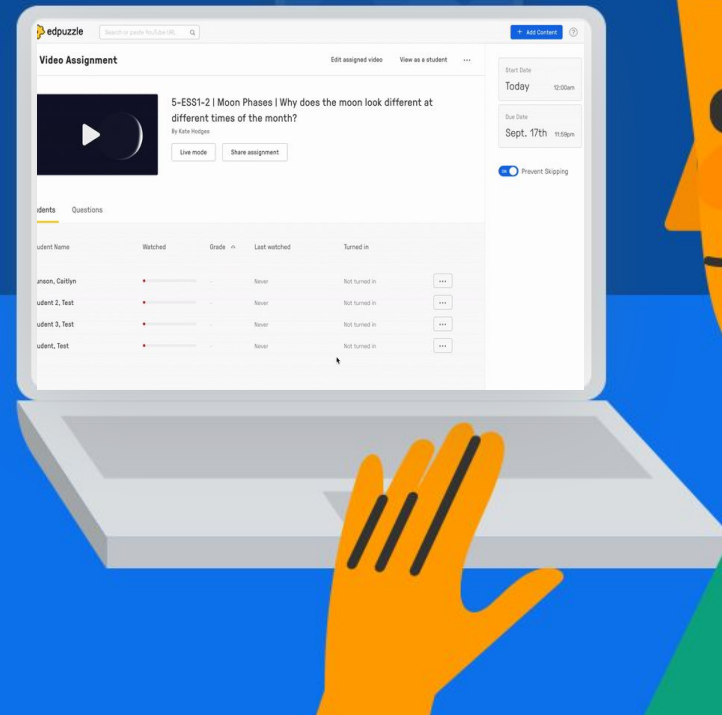


★ [Click here to learn how to assign a Live Mode Edpuzzle Lesson!](#)

Student View

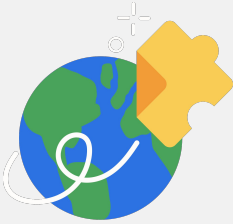


Teacher View






Leveraging **Live Mode**




Activate Prior Knowledge



Formatively Assess



Spark Student Discussion



Differentiation





Reminders & Updates

PD Options

Coach Course:

<https://learn.edpuzzle.com/coach>

Self Paced Courses:

<https://learn.edpuzzle.com/onlinepd>

Drop-In Sessions with Edpuzzle:

[One-Pager](#)



Drop In Sessions with edpuzzle

Want best practices on how to use
Edpuzzle in your classroom?

Come spend time with the
Edpuzzle School Success Team
and get dedicated time to:

Experiment
Ask Questions
Share Ideas
Learn New Features

[Click here](#)

To view times and register

Every Wednesday
Different times each week

School Success Team



'25 Mission

- Updates that enhance and diversify Edpuzzle's interactivity and modes of engagement for students and teachers



Session

Q & A



Resources for teachers

- Getting Started Playlists
youtube.com/c/Edpuzzle
- Edpuzzle **Training Courses**
learn.edpuzzle.com/onlinepd
- Edpuzzle **Resources** and **Webinars**
edpuzzle.com/resources

- **Help Center** and Support
support.edpuzzle.com
support@edpuzzle.com

- Edpuzzle **Twitter**
[@edpuzzle](https://twitter.com/edpuzzle)



Add the **Edpuzzle Chrome Extension** to enable **Screen Recording**!

- **Edpuzzle Originals:**

Standards-aligned, ready-to-use lessons!

edpuzzle.com/originals

